



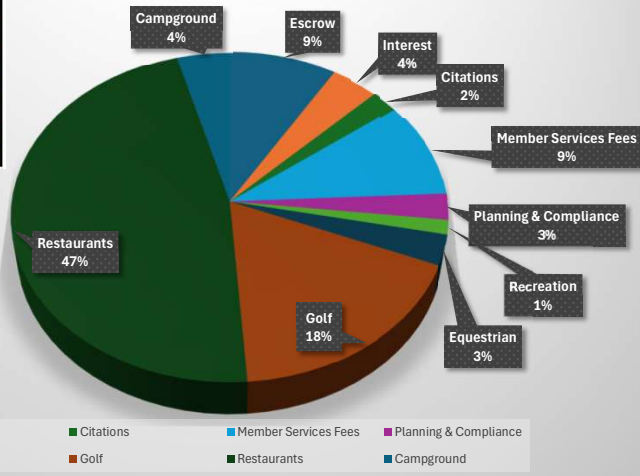
CANYON LAKE PROPERTY OWNER'S ASSOCIATION

FINANCIAL STATEMENT

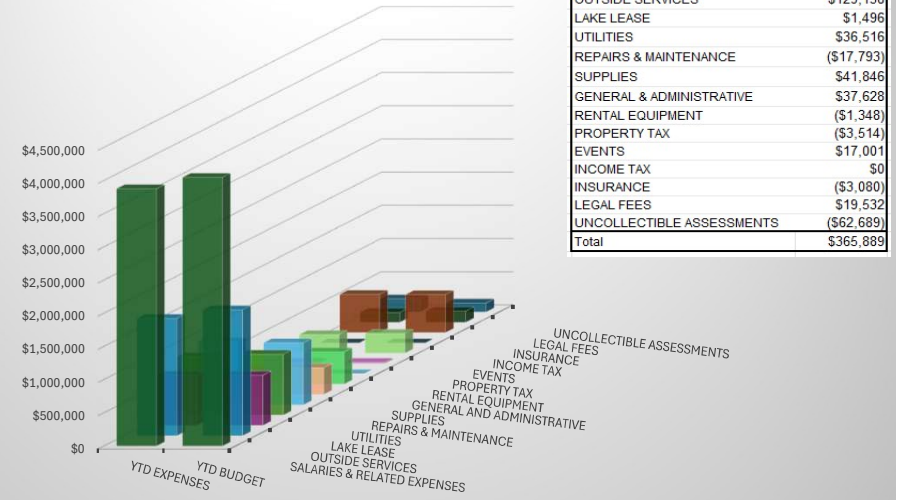
For the Month Ending September 30, 2025

Actual to Budget	F(U)
Escrow	\$27,972
Interest	\$131,145
Citations	(\$2,285)
Member Services Fees	(\$19,942)
Planning & Compliance	(\$166,377)
Recreation	(\$9,720)
Equestrian	(\$6,417)
Golf	\$39,034
Restaurants	(\$69,629)
Campground	(\$113,357)
Total	(\$189,576)

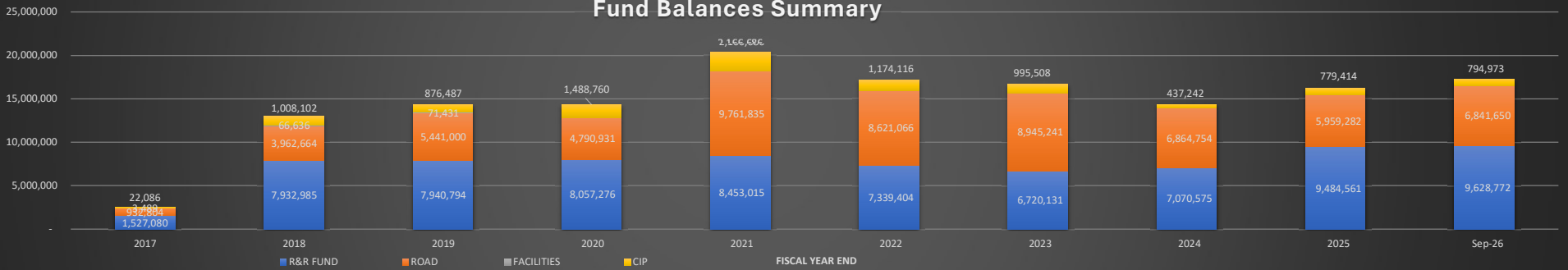
Non-Assessment Income September 2025 YTD Income (\$4,745,620)



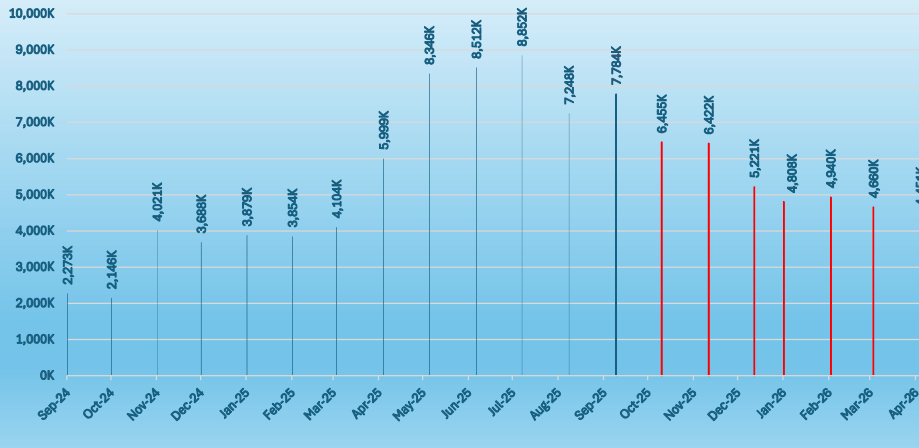
September 2025 YTD Expenses



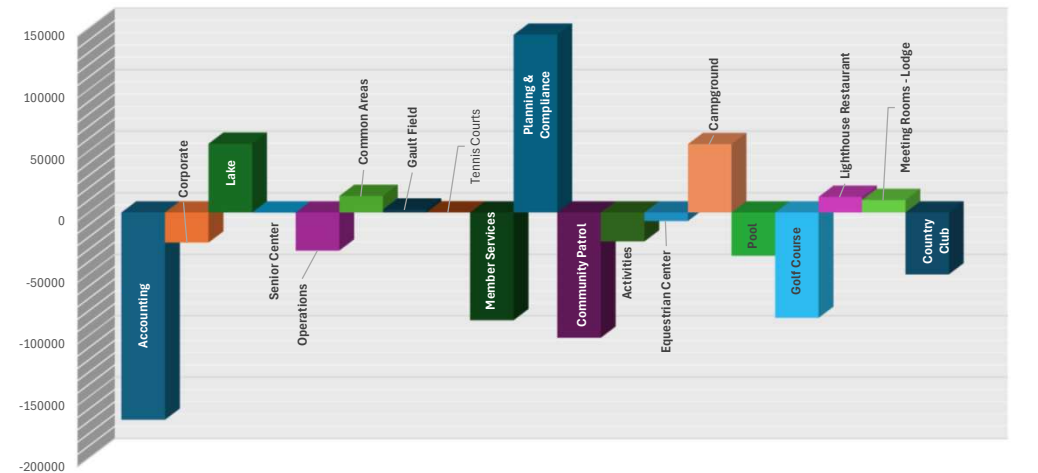
Fund Balances Summary



Operating Cash



September 2025 Actual to Budget (\$297,294)



CANYON LAKE PROPERTY OWNER'S ASSOCIATION
FOR MONTH ENDING
September 30, 2025

	<u>00 OPERATING</u>	<u>02 REPAIR</u>	<u>03 ROAD</u>	<u>05 CIP</u>	<u>TOTAL</u>
ASSETS					
CASH & CASH EQUIVALENTS	7,853,782	22,338	11,588	24,411	7,912,119
INVESTMENTS - Net of Unrealized Gain	1,384,733	8,322,243	5,480,808	887,856	16,075,640
ASSESSMENTS AND FINES RECEIVABLE, net	-711,016	0	0	0	-711,016
INVENTORY	83,812	0	0	0	83,812
DUE TO/ FROM OTHER FUNDS	-2,077,297	1,227,524	969,978	-120,204	0
INTEREST RECEIVABLE	11,251	56,668	37,920	2,910	108,748
CAPITAL ASSETS, net of Deprec	13,488,391	0	0	0	13,488,391
PREPAID EXPENSES	1,499,221	0	0	0	1,499,221
OTHER ASSETS	165,855	0	341,357	0	507,212
Total Assets	<u>21,698,732</u>	<u>9,628,772</u>	<u>6,841,650</u>	<u>794,973</u>	<u>38,964,127</u>
LIABILITIES					
ACCOUNTS PAYABLE	1,292,594	0	0	0	1,292,594
ACCRUED PAYROLL LIABILITIES	503,193	0	0	0	503,193
PREPAID ASSESSMENTS/DEFERRED	1,538,273	0	0	0	1,538,273
OTHER ACCRUED LIABILITIES	439,859	0	0	0	439,859
REFUNDABLE MEMBER DEPOSITS	567,828	0	0	0	567,828
SALES TAX PAYABLE.	31,524	0	0	0	31,524
NOTES PAYABLE	0	0	0	0	0
Total Liabilities	<u>4,373,271</u>	<u>0</u>	<u>0</u>	<u>0</u>	<u>4,373,271</u>
Beginning Fund Equity	17,101,074	9,517,666	5,908,980	795,517	33,323,236
Fixed Assets Capitalization	0	0	0	0	0
Unrealized Gain/Loss	53,164	92,333	101,728	-7,468	239,757
Net Change during	171,223	18,773	830,943	6,924	1,027,863
Total Fund Balances	<u>17,325,462</u>	<u>9,628,772</u>	<u>6,841,650</u>	<u>794,973</u>	<u>34,590,856</u>
Total liabilities and members' equity	<u>21,698,732</u>	<u>9,628,772</u>	<u>6,841,650</u>	<u>794,973</u>	<u>38,964,127</u>

Canyon Lake POA
Consolidated Profit & Loss Budget Performance
For Month Ending 09/30/25

	<u>Current Month</u>	<u>Month Budget</u>	<u>F/(U)</u>	<u>Year To Date</u>	<u>YTD Budget</u>	<u>F/(U)</u>	<u>Annual Budget</u>
Member Assessments	1,680,000	1,680,006	(6)	8,400,000	8,400,028	(28)	20,160,066
Net Fund Investment Activity	37,429	0	37,429	138,053	0	138,053	0
Operating Income							
ADMINISTRATIVE FEES	96,677	91,356	5,321	539,702	474,180	65,522	1,126,349
ARCHITECTURAL FEES	10,000	13,863	(3,863)	48,017	69,315	(21,298)	172,639
INTEREST INCOME	20,566	5,000	15,566	133,359	25,000	108,359	56,000
SALES & USER FEES	635,724	674,505	(38,781)	3,780,612	4,001,982	(221,370)	8,518,514
OTHER INCOME	56,544	69,574	(13,030)	243,930	364,719	(120,789)	892,697
Total Income	<u>819,511</u>	<u>854,298</u>	<u>(34,787)</u>	<u>4,745,620</u>	<u>4,935,196</u>	<u>(189,576)</u>	<u>10,766,199</u>
Direct Costs							
COST OF SALES	126,642	142,023	15,382	777,480	898,451	120,971	1,832,857
Total DIRECT COSTS	<u>126,642</u>	<u>142,023</u>	<u>15,382</u>	<u>777,480</u>	<u>898,451</u>	<u>120,971</u>	<u>1,832,857</u>
Gross Profit	692,870	712,275	(19,405)	3,968,140	4,036,745	(68,604)	8,933,342
Expense							
SALARIES & RELATED EXPENSES	721,219	754,506	33,287	3,878,966	4,050,101	171,136	9,239,728
OUTSIDE SERVICES	354,795	372,887	18,092	1,768,499	1,897,657	129,158	4,453,411
LAKE LEASE	155,282	154,080	(1,202)	755,404	756,900	1,496	1,835,460
UTILITIES	175,180	190,842	15,662	880,967	917,483	36,516	1,813,928
REPAIRS & MAINTENANCE	163,400	184,535	21,135	951,977	934,184	(17,793)	2,199,512
SUPPLIES	54,562	60,292	5,730	361,564	403,410	41,846	948,695
GENERAL AND ADMINISTRATIVE	79,990	61,897	(18,093)	449,924	487,552	37,628	902,338
RENTAL EQUIPMENT	0	600	600	4,348	3,000	(1,348)	9,150
PROPERTY TAX	20,766	3,667	(17,099)	21,849	18,335	(3,514)	44,000
EVENTS	20,528	26,400	5,872	281,010	298,011	17,001	455,504
INCOME TAX	0	0	0	0	0	0	74,230
INSURANCE	101,134	136,536	35,402	576,616	573,536	(3,080)	1,529,288
LEGAL FEES	24,291	33,639	9,348	148,663	168,195	19,532	403,668
UNCOLLECTIBLE ASSESSMENTS	89,771	27,083	(62,688)	198,103	135,415	(62,689)	325,000
Total Expense	<u>1,960,918</u>	<u>2,006,964</u>	<u>46,046</u>	<u>10,277,890</u>	<u>10,643,779</u>	<u>365,889</u>	<u>24,233,912</u>
Net Operating Subsidy	(1,268,049)	(1,294,689)	26,640	(6,309,750)	(6,607,044)	297,294	(15,300,570)
ERC Credit Refunds	-	-	-	606,184	-	(606,184)	-
Reserve Fund Expense							
Major Repairs and Replacements Expenses	230,403	221,625	(8,778)	1,163,534	1,108,125	(55,409)	2,659,500
Road Repairs and Improvement Expenses	29,576	166,667	137,091	54,026	833,333	779,307	2,000,000
Capital Improvement Expenses	19,203	16,667	(2,536)	82,064	83,333	1,269	200,000
Total Reserve Fund Expenses	<u>279,181</u>	<u>404,958</u>	<u>125,777</u>	<u>1,299,624</u>	<u>2,024,792</u>	<u>725,167</u>	<u>4,859,500</u>
Excess (deficiency) of revenues over expenses before depreciation	170,199	(19,642)	189,841	928,679	(231,809)	1,160,487	(4)
Gain/Loss on Sale of Asset	0	0	0	0	0	0	0
Depreciation Expense	99,470	0	99,470	497,348	0	497,348	0
Excess (deficiency) of revenues over expenses	70,730	(19,642)	90,371	431,331	(231,809)	663,139	(4)
Other Comprehensive Income							
Unrealized Gain (Loss) on Investments	3,176	0	3,176	(9,651)	0	(9,651)	0
Total Comprehensive Income	<u>73,906</u>	<u>(19,642)</u>	<u>93,548</u>	<u>1,027,863</u>	<u>(231,809)</u>	<u>1,259,672</u>	<u>(4)</u>

Canyon Lake POA
11 - Accounting Profit & Loss Budget Performance
For Month ending 09/30/25

	<u>09/30/25</u>	<u>Budget</u>	<u>F/(U)</u>	<u>May - 09/30/25</u>	<u>YTD Budget</u>	<u>F/(U)</u>	<u>Annual Budget</u>
Income							
ADMINISTRATIVE FEES	90,372	83,000	7,372	460,336	413,667	46,669	994,667
INTEREST INCOME	20,566	5,000	15,566	133,359	25,000	108,359	56,000
OTHER INCOME	(136)	0	(136)	4,090	0	4,090	0
Total Income	<u>110,802</u>	<u>88,000</u>	<u>22,802</u>	<u>597,785</u>	<u>438,667</u>	<u>159,118</u>	<u>1,050,667</u>
Expense							
SALARIES & RELATED EXPENSES	56,295	57,535	1,240	297,236	292,854	(4,381)	701,689
OUTSIDE SERVICES	16,316	16,440	124	79,757	105,300	25,543	220,380
UTILITIES	43	90	47	214	450	236	1,080
SUPPLIES	4,050	2,153	(1,897)	10,190	11,614	1,424	29,465
GENERAL AND ADMINISTRATIVE	48,181	15,615	(32,566)	224,464	189,022	(35,442)	261,365
LEGAL FEES	0	4,500	4,500	307	22,500	22,193	54,000
Total Expense	<u>124,885</u>	<u>96,333</u>	<u>(28,552)</u>	<u>612,168</u>	<u>621,740</u>	<u>9,573</u>	<u>1,267,979</u>
Net Subsidy	<u>(14,083)</u>	<u>(8,333)</u>	<u>(5,750)</u>	<u>(14,383)</u>	<u>(183,073)</u>	<u>168,691</u>	<u>(217,312)</u>

Canyon Lake POA
12 - Corporate Profit & Loss Budget Performance
For Month Ending 09/30/25

	<u>09/30/25</u>	<u>Month Budget</u>	<u>F/(U)</u>	<u>May - 09/30/25</u>	<u>YTD Budget</u>	<u>F/(U)</u>	<u>Annual Budget</u>
Income							
OTHER INCOME	2,768	2,780	(12)	10,851	13,900	(3,049)	33,360
Total Income	<u>2,768</u>	<u>2,780</u>	<u>(12)</u>	<u>10,851</u>	<u>13,900</u>	<u>(3,049)</u>	<u>33,360</u>
Expense							
SALARIES & RELATED EXPENSES	114,391	106,554	(7,837)	538,577	545,203	6,626	1,336,975
OUTSIDE SERVICES	10,422	11,950	1,528	62,148	68,025	5,877	179,075
UTILITIES	5,659	10,014	4,355	32,427	47,172	14,745	107,127
REPAIRS & MAINTENANCE	1,025	1,570	545	5,808	7,850	2,042	18,840
SUPPLIES	3,251	6,356	3,105	13,268	30,515	17,247	72,396
GENERAL AND ADMINISTRATIVE	7,667	15,252	7,585	67,220	99,353	32,133	228,687
PROPERTY TAX	20,766	0	(20,766)	21,849	44,000	22,151	44,000
INCOME TAX	0	0	0	0	0	0	74,230
INSURANCE	101,134	136,536	35,402	576,616	573,536	(3,080)	1,529,288
LEGAL FEES	21,964	28,000	6,036	147,559	140,000	(7,559)	336,000
RENTAL EQUIPMENT	0	0	0	0	0	0	0
UNCOLLECTIBLE ASSESSMENTS	89,771	27,083	(62,688)	198,103	135,417	(62,687)	325,000
Total Expense	<u>376,051</u>	<u>343,315</u>	<u>(32,735)</u>	<u>1,663,576</u>	<u>1,691,071</u>	<u>27,494</u>	<u>4,251,618</u>
Net Subsidy	(373,282)	(340,535)	(32,747)	(1,652,725)	(1,677,171)	24,445	(4,218,258)

Canyon Lake POA
13 - Lake Profit & Loss Budget Performance
For Month Ending 09/30/25

	<u>09/30/25</u>	<u>Month Budget</u>	<u>F/(U)</u>	<u>May - 09/30/25</u>	<u>YTD Budget</u>	<u>F/(U)</u>	<u>Annual Budget</u>
Income							
OTHER INCOME	6,000	4,671	1,329	29,080	24,808	4,272	54,236
SALES & USER FEES	61,807	67,247	(5,440)	269,143	336,235	(67,092)	806,964
Total Income	<u>67,807</u>	<u>71,918</u>	<u>(4,111)</u>	<u>298,223</u>	<u>361,043</u>	<u>(62,820)</u>	<u>861,200</u>
Expense							
SALARIES & RELATED EXPENSES	29,837	34,700	4,863	156,130	177,031	20,900	376,014
OUTSIDE SERVICES	0	10,000	10,000	11,749	12,000	251	13,311
LAKE LEASE	155,282	154,080	(1,202)	755,404	756,900	1,496	1,835,460
REPAIRS & MAINTENANCE	1,798	1,575	(223)	12,057	7,875	(4,182)	18,900
SUPPLIES	2,209	1,925	(284)	31,722	20,355	(11,367)	33,905
GENERAL AND ADMINISTRATIVE	74	68	(6)	223	68	(155)	68
RENTAL EQUIPMENT	0	0	0	0	0	0	0
Total Expense	<u>189,200</u>	<u>202,348</u>	<u>13,148</u>	<u>967,284</u>	<u>974,229</u>	<u>6,944</u>	<u>2,277,658</u>
Net Subsidy	<u>(121,394)</u>	<u>(130,430)</u>	<u>9,036</u>	<u>(669,061)</u>	<u>(613,186)</u>	<u>(55,875)</u>	<u>(1,416,458)</u>

Canyon Lake POA
19 - Senior Center Profit & Loss Budget Performance
For Month Ending 09/30/25

	<u>09/30/25</u>	<u>Month Budget</u>	<u>F/(U)</u>	<u>May - 09/30/25</u>	<u>YTD Budget</u>	<u>F/(U)</u>	<u>Annual Budget</u>
Expense							
OUTSIDE SERVICES	375	500	125	1,853	2,500	647	6,000
UTILITIES	720	720	(0)	2,855	3,600	745	9,090
REPAIRS & MAINTENANCE	2,115	320	(1,795)	3,800	1,600	(2,200)	3,840
SUPPLIES	167	260	93	955	1,900	945	3,720
RENTAL EQUIPMENT	0	0	0	0	0	0	0
EVENTS	0	0	0	0	0	0	0
Total Expense	<u>3,378</u>	<u>1,800</u>	<u>(1,578)</u>	<u>9,463</u>	<u>9,600</u>	<u>137</u>	<u>22,650</u>
Net Subsidy	(3,378)	(1,800)	(1,578)	(9,463)	(9,600)	137	(22,650)

Canyon Lake POA
20 - Operations Profit & Loss Budget Performance
For Month Ending 09/30/25

	<u>09/30/25</u>	<u>Month Budget</u>	<u>F/(U)</u>	<u>May - 09/30/25</u>	<u>YTD Budget</u>	<u>F/(U)</u>	<u>Annual Budget</u>
Income							
OTHER INCOME	0	300	(300)	5,464	1,500	3,964	3,600
Total Income	<u>0</u>	<u>300</u>	<u>(300)</u>	<u>5,464</u>	<u>1,500</u>	<u>3,964</u>	<u>3,600</u>
Expense							
SALARIES & RELATED EXPENSES	176,184	185,906	9,722	915,853	939,255	23,402	2,283,461
OUTSIDE SERVICES	10,792	14,426	3,634	80,251	62,808	(17,443)	148,325
UTILITIES	3,265	3,020	(245)	13,887	14,950	1,063	30,390
REPAIRS & MAINTENANCE	9,738	15,883	6,145	68,775	79,815	11,040	192,060
SUPPLIES	9,619	10,889	1,270	40,105	50,575	10,470	117,698
GENERAL AND ADMINISTRATIVE	1,381	4,253	2,872	26,718	25,195	(1,523)	55,188
EVENTS	<u>0</u>	<u>0</u>	<u>0</u>	<u>0</u>	<u>0</u>	<u>0</u>	<u>0</u>
Total Expense	<u>210,979</u>	<u>234,377</u>	<u>23,398</u>	<u>1,145,589</u>	<u>1,172,598</u>	<u>27,009</u>	<u>2,827,122</u>
Net Subsidy	(210,979)	(234,077)	23,098	(1,140,125)	(1,171,098)	30,972	(2,823,522)

Canyon Lake POA
22 - Common Areas Profit & Loss Budget Performance
For Month Ending 09/30/25

	<u>09/30/25</u>	<u>Month Budget</u>	<u>F/(U)</u>	<u>May - 09/30/25</u>	<u>YTD Budget</u>	<u>F/(U)</u>	<u>Annual Budget</u>
Income							
SALES & USER FEES	1,050	930	120	5,975	6,020	(45)	12,025
Total Income	<u>1,050</u>	<u>930</u>	<u>120</u>	<u>5,975</u>	<u>6,020</u>	<u>(45)</u>	<u>12,025</u>
Expense							
OUTSIDE SERVICES	7,736	5,700	(2,036)	44,631	38,200	(6,431)	80,200
UTILITIES	39,718	48,700	8,982	177,807	195,600	17,793	353,100
REPAIRS & MAINTENANCE	35,277	48,839	13,562	274,964	250,888	(24,076)	561,216
SUPPLIES	4,268	4,150	(118)	19,563	18,950	(613)	44,400
GENERAL AND ADMISTRATIVE	0	0	0	37	0	(37)	0
Total Expense	<u>86,998</u>	<u>107,389</u>	<u>20,391</u>	<u>517,002</u>	<u>503,638</u>	<u>(13,364)</u>	<u>1,038,916</u>
Net Subsidy	<u>(85,948)</u>	<u>(106,459)</u>	<u>20,511</u>	<u>(511,027)</u>	<u>(497,618)</u>	<u>(13,409)</u>	<u>(1,026,891)</u>

Canyon Lake POA
23 - Gault Field Profit & Loss Budget Performance
For Month Ending 09/30/25

	<u>09/30/25</u>	<u>Budget</u>	<u>F/(U)</u>	<u>May - 09/30/25</u>	<u>YTD Budget</u>	<u>F/(U)</u>	<u>Annual Budget</u>
Income							
SALES & USER FEES	0	0	0	2,730	0	2,730	0
Total Income	<u>0</u>	<u>0</u>	<u>0</u>	<u>2,730</u>	<u>0</u>	<u>2,730</u>	<u>0</u>
Expense							
OUTSIDE SERVICES	0	0	0	0	0	0	0
UTILITIES	8,793	13,200	4,407	53,155	48,300	(4,855)	103,200
REPAIRS & MAINTENANCE	2,377	650	(1,727)	4,342	4,100	(242)	9,450
SUPPLIES	165	50	(115)	268	250	(18)	9,600
RENTAL EQUIPMENT	0	0	0	0	0	0	0
Total Expense	<u>11,334</u>	<u>13,900</u>	<u>2,566</u>	<u>57,765</u>	<u>52,650</u>	<u>(5,115)</u>	<u>122,250</u>
Net Subsidy	(11,334)	(13,900)	2,566	(55,035)	(52,650)	(2,385)	(122,250)

Canyon Lake POA
24 - Tennis Courts Profit & Loss Budget Performance
For Month Ending 09/30/25

	<u>09/30/25</u>	<u>Budget</u>	<u>F/(U)</u>	<u>May - 09/30/25</u>	<u>YTD Budget</u>	<u>F/(U)</u>	<u>Annual Budget</u>
Income							
SALES & USER FEES	0	0	0	0	0	0	0
Total Income	<u>0</u>	<u>0</u>	<u>0</u>	<u>0</u>	<u>0</u>	<u>0</u>	<u>0</u>
Expense							
OUTSIDE SERVICES	2,500	2,500	0	12,500	12,500	0	30,000
UTILITIES	1,782	2,100	318	8,836	8,800	(36)	20,700
REPAIRS & MAINTENANCE	219	225	6	607	1,425	818	3,000
SUPPLIES	715	28	(687)	1,301	490	(811)	711
RENTAL EQUIPMENT	0	0	0	0	0	0	0
Total Expense	<u>5,216</u>	<u>4,853</u>	<u>(363)</u>	<u>23,244</u>	<u>23,215</u>	<u>(29)</u>	<u>54,411</u>
Net Subsidy	(5,216)	(4,853)	(363)	(23,244)	(23,215)	(29)	(54,411)

Canyon Lake POA
30 - Member Services Profit & Loss Budget Performance
For Month Ending 09/30/25

	<u>09/30/25</u>	<u>Budget</u>	<u>F/(U)</u>	<u>May - 09/30/25</u>	<u>YTD Budget</u>	<u>F/(U)</u>	<u>Annual Budget</u>
Income							
ADMINISTRATIVE FEES	6,305	8,355	(2,050)	74,310	53,455	20,855	124,624
OTHER INCOME	700	0	700	3,815	312	3,503	312
SALES & USER FEES	10,313	13,119	(2,806)	72,352	64,804	7,548	145,640
Total Income	<u>17,318</u>	<u>21,474</u>	<u>(4,156)</u>	<u>150,477</u>	<u>118,571</u>	<u>31,906</u>	<u>270,576</u>
Expense							
SALARIES & RELATED EXPENSES	24,397	29,896	5,499	120,389	152,173	31,784	367,664
OUTSIDE SERVICES	3,200	5,541	2,341	8,573	18,902	10,329	46,995
UTILITIES	43	83	40	214	415	201	996
REAPIR & MAINT	0	0	0	0	0	0	0
SUPPLIES	6,875	1,558	(5,317)	82,946	95,197	12,251	130,064
GENERAL AND ADMINISTRATIVE	583	528	(55)	839	2,019	1,180	4,958
EVENTS	0	0	0	0	0	0	207
Total Expense	<u>35,099</u>	<u>37,606</u>	<u>2,508</u>	<u>212,962</u>	<u>268,706</u>	<u>55,745</u>	<u>550,884</u>
Net Subsidy	(17,780)	(16,132)	(1,648)	(62,485)	(150,136)	87,651	(280,308)

Canyon Lake POA
31 - Planning/Compliance Profit & Loss Budget Performance
For Month Ending 09/30/25

	<u>09/30/25</u>	<u>Budget</u>	<u>F/(U)</u>	<u>May - 09/30/25</u>	<u>YTD Budget</u>	<u>F/(U)</u>	<u>Annual Budget</u>
Income							
ADMINISTRATIVE FEES	0	0	0	5,056	7,058	(2,002)	7,058
ARCHITECTURAL FEES	10,000	13,863	(3,863)	48,017	69,315	(21,298)	172,639
OTHER INCOME	10,180	43,041	(32,861)	68,139	211,216	(143,077)	509,336
Total Income	<u>20,180</u>	<u>56,904</u>	<u>(36,724)</u>	<u>121,212</u>	<u>287,589</u>	<u>(166,377)</u>	<u>689,033</u>
Expense							
SALARIES & RELATED EXPENSES	47,238	50,519	3,281	243,822	256,689	12,867	621,812
OUTSIDE SERVICES	25	277	252	79	277	198	1,957
UTILITIES	219	207	(12)	1,071	1,035	(36)	2,484
REPAIRS & MAINTENANCE	100	518	418	1,150	1,036	(114)	2,072
SUPPLIES	1,894	1,647	(247)	7,172	8,239	1,067	21,405
GENERAL AND ADMINISTRATIVE	1,043	766	(277)	7,647	10,799	3,152	18,458
LEGAL FEES	2,327	1,139	(1,188)	797	5,695	4,898	13,668
Total Expense	<u>52,846</u>	<u>55,073</u>	<u>2,227</u>	<u>261,738</u>	<u>283,770</u>	<u>22,032</u>	<u>681,856</u>
Net Subsidy	(32,666)	1,831	(34,497)	(140,526)	3,819	(144,345)	7,177

Canyon Lake POA
40 - Community Patrol Profit & Loss Budget Performance
For Month Ending 09/30/25

	<u>09/30/25</u>	<u>Month Budget</u>	<u>F/(U)</u>	<u>May - 09/30/25</u>	<u>YTD Budget</u>	<u>F/(U)</u>	<u>Annual Budget</u>
Income							
OTHER INCOME	35,085	15,848	19,237	87,012	79,240	7,772	190,176
Total Income	<u>35,085</u>	<u>15,848</u>	<u>19,237</u>	<u>87,012</u>	<u>79,240</u>	<u>7,772</u>	<u>190,176</u>
Expense							
SALARIES & RELATED EXPENSES	0	0	0	0	0	0	0
OUTSIDE SERVICES	246,062	252,652	6,590	1,203,610	1,294,797	91,187	3,073,736
UTILITIES	2,138	1,605	(533)	8,541	7,825	(716)	18,460
REPAIRS & MAINTENANCE	430	1,390	960	2,966	6,950	3,984	16,680
SUPPLIES	805	1,262	457	7,077	6,310	(767)	15,144
GENERAL AND ADMINISTRATIVE	0	200	200	627	1,085	458	2,899
RENTAL EQUIPMENT	0	0	0	0	0	0	0
TAXES	0	0	0	0	0	0	0
Total Expense	<u>249,435</u>	<u>257,109</u>	<u>7,674</u>	<u>1,222,822</u>	<u>1,316,967</u>	<u>94,145</u>	<u>3,126,919</u>
Net Subsidy	(214,350)	(241,261)	26,911	(1,135,810)	(1,237,727)	101,917	(2,936,743)

Canyon Lake POA
50 - Recreation Profit & Loss Budget Performance
For Month Ending 09/30/25

	<u>09/30/25</u>	<u>Month Budget</u>	<u>F/(U)</u>	<u>May - 09/30/25</u>	<u>YTD Budget</u>	<u>F/(U)</u>	<u>Annual Budget</u>
Income							
OTHER INCOME	1,060	995	65	10,253	7,586	2,667	18,491
SALES & USER FEES	0	0	0	13,600	24,861	(11,261)	24,861
Total Income	<u>1,060</u>	<u>995</u>	<u>65</u>	<u>23,853</u>	<u>32,447</u>	<u>(8,594)</u>	<u>43,352</u>
Expense							
SALARIES & RELATED EXPENSES	19,502	17,823	(1,679)	99,757	92,825	(6,932)	222,169
OUTSIDE SERVICES	1,167	1,666	499	4,254	8,880	4,626	20,392
UTILITIES	149	200	51	742	1,000	258	2,400
SUPPLIES	74	1,035	961	1,278	4,755	3,477	10,950
GENERAL AND ADMINISTRATIVE	1,201	420	(781)	3,733	3,392	(341)	7,946
EVENTS	12,332	19,200	6,868	215,462	246,510	31,048	310,910
Total Expense	<u>34,425</u>	<u>40,344</u>	<u>5,920</u>	<u>325,226</u>	<u>357,362</u>	<u>32,136</u>	<u>574,767</u>
Net Subsidy	<u>(33,365)</u>	<u>(39,349)</u>	<u>5,985</u>	<u>(301,373)</u>	<u>(324,915)</u>	<u>23,542</u>	<u>(531,415)</u>

Canyon Lake POA
52 - Equestrian Center Profit & Loss Budget Performance
For Month Ending 09/30/25

	<u>09/30/25</u>	<u>Month Budget</u>	<u>F/(U)</u>	<u>May - 09/30/25</u>	<u>YTD Budget</u>	<u>F/(U)</u>	<u>Annual Budget</u>
Income							
OTHER INCOME	201	600	(399)	1,298	3,000	(1,702)	7,200
SALES & USER FEES	26,284	28,955	(2,671)	140,320	145,035	(4,715)	349,170
Total Income	<u>26,485</u>	<u>29,555</u>	<u>(3,070)</u>	<u>141,618</u>	<u>148,035</u>	<u>(6,417)</u>	<u>356,370</u>
Cost of Goods Sold							
HAY/FEED EXPENSE.	9,520	9,795	275	44,075	48,975	4,900	117,540
Total COGS	<u>9,520</u>	<u>9,795</u>	<u>275</u>	<u>44,075</u>	<u>48,975</u>	<u>4,900</u>	<u>117,540</u>
Gross Profit	<u>16,965</u>	<u>19,760</u>	<u>(2,795)</u>	<u>97,543</u>	<u>99,060</u>	<u>(1,517)</u>	<u>238,830</u>
Expense							
SALARIES & RELATED EXPENSES	18,993	18,641	(352)	91,656	94,626	2,970	229,464
OUTSIDE SERVICES	3,027	3,970	943	12,478	19,850	7,372	47,640
UTILITIES	5,347	4,473	(874)	20,618	20,365	(253)	40,676
REPAIRS & MAINTENANCE	347	1,520	1,173	8,734	7,220	(1,514)	19,600
SUPPLIES	1,110	1,260	150	6,414	5,543	(871)	14,321
GENERAL AND ADMINISTRATIVE	0	94	94	76	94	18	94
RENTAL EQUIPMENT	0	0	0	0	700	700	3,850
Total Expense	<u>28,823</u>	<u>29,958</u>	<u>1,135</u>	<u>139,976</u>	<u>148,398</u>	<u>8,422</u>	<u>355,645</u>
Net Subsidy	<u>(11,859)</u>	<u>(10,198)</u>	<u>(1,660)</u>	<u>(42,433)</u>	<u>(49,338)</u>	<u>6,905</u>	<u>(116,815)</u>

Canyon Lake POA
53 - Campground Profit & Loss Budget Performance
For Month Ending 09/30/25

	<u>09/30/25</u>	<u>Budget</u>	<u>F/(U)</u>	<u>May - 09/30/25</u>	<u>YTD Budget</u>	<u>F/(U)</u>	<u>Annual Budget</u>
Income							
OTHER INCOME	85	256	(171)	590	1,280	(690)	3,150
SALES & USER FEES	31,791	45,949	(14,158)	203,021	315,688	(112,667)	563,200
Total Income	<u>31,876</u>	<u>46,205</u>	<u>(14,329)</u>	<u>203,611</u>	<u>316,968</u>	<u>(113,357)</u>	<u>566,350</u>
Cost of Goods Sold							
COST OF SALES - ICE.	438	1,077	640	2,638	3,882	1,244	4,082
COST OF SALES - GASOLINE.	8,131	9,183	1,052	42,167	76,328	34,161	99,496
COST OF SALES - FISH BAIT	0	0	0	0	0	0	0
Total COGS	<u>8,568</u>	<u>10,260</u>	<u>1,692</u>	<u>44,804</u>	<u>80,210</u>	<u>35,406</u>	<u>103,578</u>
Gross Profit	<u>23,308</u>	<u>35,945</u>	<u>(12,637)</u>	<u>158,806</u>	<u>236,758</u>	<u>(77,952)</u>	<u>462,772</u>
Expense							
SALARIES & RELATED EXPENSES	8,906	10,138	1,232	46,598	50,964	4,366	124,291
OUTSIDE SERVICES	2,319	2,475	156	12,831	11,525	(1,306)	27,800
UTILITIES	9,778	11,174	1,396	46,824	63,783	16,959	103,691
REPAIRS & MAINTENANCE	2,453	1,300	(1,153)	15,509	14,500	(1,009)	23,090
SUPPLIES	868	1,390	522	5,649	5,100	(549)	11,330
GENERAL AND ADMINISTRATIVE	707	1,470	763	6,092	10,036	3,944	22,708
RENTAL EQUIPMENT	0	0	0	0	0	0	0
Total Expense	<u>25,030</u>	<u>27,947</u>	<u>2,917</u>	<u>133,502</u>	<u>155,908</u>	<u>22,406</u>	<u>312,910</u>
Net Subsidy	<u>(1,722)</u>	<u>7,998</u>	<u>(9,720)</u>	<u>25,304</u>	<u>80,850</u>	<u>(55,546)</u>	<u>149,862</u>

Canyon Lake POA
54 - Pool Profit & Loss Budget Performance
For Month Ending 09/30/25

	<u>09/30/25</u>	<u>Month Budget</u>	<u>F/(U)</u>	<u>May - 09/30/25</u>	<u>YTD Budget</u>	<u>F/(U)</u>	<u>Annual Budget</u>
Income							
OTHER INCOME	3	623	(620)	112	2,907	(2,795)	4,256
SALES & USER FEES	1,739	2,076	(337)	34,053	35,069	(1,016)	37,353
Total Income	<u>1,742</u>	<u>2,699</u>	<u>(957)</u>	<u>34,165</u>	<u>37,976</u>	<u>(3,811)</u>	<u>41,609</u>
Cost of Goods Sold							
COST OF SALES - FOOD	0	580	580	3,994	2,900	(1,094)	5,095
Total COGS	<u>0</u>	<u>580</u>	<u>580</u>	<u>3,994</u>	<u>2,900</u>	<u>(1,094)</u>	<u>5,095</u>
Gross Profit	<u>1,742</u>	<u>2,119</u>	<u>(377)</u>	<u>30,171</u>	<u>35,076</u>	<u>(4,905)</u>	<u>36,514</u>
Expense							
SALARIES & RELATED EXPENSES	15,686	24,987	9,301	122,400	153,065	30,664	272,469
OUTSIDE SERVICES	2,064	55	(2,009)	2,585	644	(1,941)	1,029
UTILITIES	6,089	6,950	861	30,377	32,450	2,073	81,800
REPAIRS & MAINTENANCE	2,465	1,045	(1,420)	5,510	5,425	(85)	12,740
SUPPLIES	2,330	5,204	2,874	22,092	28,620	6,528	66,118
GENERAL AND ADMINISTRATIVE	26	311	285	71	2,880	2,809	7,075
Total Expense	<u>28,659</u>	<u>38,552</u>	<u>9,893</u>	<u>183,035</u>	<u>223,084</u>	<u>40,049</u>	<u>441,231</u>
Net Subsidy	<u>(26,917)</u>	<u>(36,433)</u>	<u>9,516</u>	<u>(152,864)</u>	<u>(188,008)</u>	<u>35,144</u>	<u>(404,717)</u>

Canyon Lake POA
60 - Golf Profit & Loss Budget Performance
For Month Ending 09/30/25

	<u>09/30/25</u>	<u>Month Budget</u>	<u>F/(U)</u>	<u>May - 09/30/25</u>	<u>YTD Budget</u>	<u>F/(U)</u>	<u>Annual Budget</u>
Income							
01-00TH · OTHER INCOME	0	0	0	0	0	0	0
01-0SAL · SALES & USER FEES							
60-4380 · ANNUAL GOLF	48,483	49,000	(517)	235,274	246,020	(10,746)	571,560
60-4390 · 20 ANYTIME ROUNDS	0	0	0	0	0	0	0
60-4400 · ANNUAL GOLF - OUTSIDE	18,788	20,500	(1,712)	97,339	116,500	(19,161)	250,250
60-4600 · PRIVATE CART - DAILY	0	0	0	0	0	0	0
60-4460 · GREENS FEES - PRIME	58,496	57,000	1,496	332,261	309,500	22,761	617,500
60-4470 · GREENS FEES - TWILIGHT	12,679	12,000	679	100,224	65,000	35,224	188,940
60-4480 · GREENS FEES - SUPER TWILIGHT	10,382	13,100	(2,718)	60,988	50,500	10,488	95,750
60-4490 · DAILY GREEN FEES - OUTSIDE P4P	947	1,000	(53)	5,705	6,400	(695)	17,000
60-4500 · JUNIOR GREENS FEES	1,682	800	882	5,664	4,500	1,164	8,200
60-4510 · TOURNAMENTS/RECIPROCAL PLAY	0	0	0	0	0	0	0
60-4520 · GOLF CART TRAIL FEE	0	0	0	0	0	0	0
60-4530 · ANY PLAY < 9 HOLES	0	0	0	0	0	0	0
60-4800 · OUTSIDE TOURNAMENTS	0	0	0	0	0	0	0
60-4810 · OUTSIDE PAY FOR PLAY (\$20)	0	0	0	0	0	0	0
60-4900 · PRORATED ANNUAL GOLF DISCOUNT	0	0	0	0	0	0	0
60-4950 · DISCOUNTS	0	0	0	0	0	0	0
Total SALES & USER FEES	<u>151,458</u>	<u>153,400</u>	<u>(1,942)</u>	<u>837,454</u>	<u>798,420</u>	<u>39,034</u>	<u>1,749,200</u>
Total Income	<u>151,458</u>	<u>153,400</u>	<u>(1,942)</u>	<u>837,454</u>	<u>798,420</u>	<u>39,034</u>	<u>1,749,200</u>
Expense							
SALARIES & RELATED EXPENSES	0	0	0	0	0	0	0
OUTSIDE SERVICES	29,292	28,610	(682)	143,839	143,050	(789)	343,320
UTILITIES	61,979	70,900	8,921	356,684	385,098	28,414	707,503
REPAIRS & MAINTENANCE	99,806	104,425	4,619	509,530	519,125	9,595	1,248,100
SUPPLIES	0	150	150	0	750	750	103,350
GENERAL AND ADMINISTRATIVE	4,701	5,603	902	28,300	37,050	8,750	71,321
RENTAL EQUIPMENT	0	0	0	0	0	0	0
Total Expense	<u>195,778</u>	<u>209,688</u>	<u>13,910</u>	<u>1,038,354</u>	<u>1,085,073</u>	<u>46,719</u>	<u>2,473,594</u>
Net Subsidy	<u>(44,320)</u>	<u>(56,288)</u>	<u>11,968</u>	<u>(200,899)</u>	<u>(286,653)</u>	<u>85,754</u>	<u>(724,394)</u>

Canyon Lake POA
70 - Lodge Profit & Loss Budget Performance
For Month Ending 09/30/25

	<u>09/30/25</u>	<u>Month Budget</u>	<u>F/(U)</u>	<u>May - 09/30/25</u>	<u>YTD Budget</u>	<u>F/(U)</u>	<u>Annual Budget</u>
Income							
OTHER INCOME	597	200	397	4,430	3,450	980	11,800
SALES & USER FEES	0	0	0	0	0	0	0
SALES - FOOD	78,171	93,463	(15,292)	608,910	708,421	(99,511)	1,441,617
SALES - BEVERAGE	48,672	51,924	(3,252)	353,241	351,699	1,542	723,557
Total Income	<u>127,439</u>	<u>145,587</u>	<u>(18,148)</u>	<u>966,581</u>	<u>1,063,570</u>	<u>(96,989)</u>	<u>2,176,974</u>
Cost of Goods Sold							
70-5100 · COST OF SALES - FOOD.	15,322	35,357	20,035	168,190	268,250	100,060	542,427
70-5110 · COST OF SALES - BEVERAGE..	17,531	12,981	(4,550)	108,853	87,925	(20,928)	180,888
Total COGS	<u>32,854</u>	<u>48,338</u>	<u>15,484</u>	<u>277,043</u>	<u>356,175</u>	<u>79,132</u>	<u>723,315</u>
Gross Profit	<u>94,585</u>	<u>97,249</u>	<u>(2,664)</u>	<u>689,538</u>	<u>707,395</u>	<u>(17,857)</u>	<u>1,453,659</u>
Expense							
SALARIES & RELATED EXPENSES	78,705	86,829	8,124	557,039	593,244	36,205	1,188,590
OUTSIDE SERVICES	12,452	7,690	(4,762)	47,973	53,754	5,781	123,842
UTILITIES	15,955	5,964	(9,991)	69,148	29,045	(40,103)	92,294
REPAIRS & MAINTENANCE	447	2,875	2,428	19,893	14,375	(5,518)	34,500
SUPPLIES	4,158	8,707	4,549	46,468	49,108	2,640	113,416
GENERAL AND ADMINISTRATIVE	(1,448)	7,925	9,373	37,417	55,042	17,625	118,350
RENTAL EQUIPMENT	0	0	0	575	0	(575)	0
EVENTS	2,575	3,000	425	26,184	15,295	(10,889)	36,745
Total Expense	<u>112,845</u>	<u>122,990</u>	<u>10,146</u>	<u>804,697</u>	<u>809,863</u>	<u>5,166</u>	<u>1,707,737</u>
Net Subsidy	<u>(18,259)</u>	<u>(25,741)</u>	<u>7,482</u>	<u>(115,159)</u>	<u>(102,468)</u>	<u>(12,691)</u>	<u>(254,078)</u>

Canyon Lake POA
71 - Lodge Banquet Profit & Loss Budget Performance
For Month Ending 09/30/25

	<u>09/30/25</u>	<u>Month Budget</u>	<u>F/(U)</u>	<u>May - 09/30/25</u>	<u>YTD Budget</u>	<u>F/(U)</u>	<u>Annual Budget</u>
Income							
OTHER INCOME	0	0	0	18,796	15,000	3,796	56,000
SALES & USER FEES	2,385	0	2,385	19,192	6,200	12,992	37,000
SALES - FOOD	11,995	7,472	4,523	79,299	120,956	(41,657)	337,288
SALES - BEVERAGE	2,422	1,345	1,077	14,045	21,773	(7,728)	60,713
Total Income	<u>16,802</u>	<u>8,817</u>	<u>7,985</u>	<u>131,331</u>	<u>163,929</u>	<u>(32,598)</u>	<u>491,001</u>
Cost of Goods Sold							
COST OF SALES - FOOD	3,683	2,242	(1,441)	24,576	36,288	11,712	101,190
COST OF SALES - BEVERAGE	605	336	(269)	3,511	5,443	1,932	15,178
Total COGS	<u>4,288</u>	<u>2,578</u>	<u>(1,710)</u>	<u>28,087</u>	<u>41,731</u>	<u>13,644</u>	<u>116,368</u>
Gross Profit	<u>12,514</u>	<u>6,239</u>	<u>6,276</u>	<u>103,244</u>	<u>122,198</u>	<u>(18,954)</u>	<u>374,633</u>
Expense							
SALARIES & RELATED EXPENSES	8,123	3,042	(5,081)	51,333	49,242	(2,091)	137,311
OUTSIDE SERVICES	0	0	0	0	0	0	0
UTILITIES	3,090	2,917	(173)	12,742	18,970	6,228	55,337
REPAIRS & MAINTENANCE	338	850	512	2,743	4,250	1,507	10,200
SUPPLIES	1,915	1,955	40	7,211	9,851	2,640	21,570
GENERAL AND ADMINISTRATIVE	0	265	265	0	4,282	4,282	11,940
RENTAL EQUIPMENT	0	0	0	0	0	0	1,200
EVENTS	0	0	0	18,787	15,000	(3,787)	56,000
Total Expense	<u>13,466</u>	<u>9,029</u>	<u>(4,437)</u>	<u>92,816</u>	<u>101,595</u>	<u>8,779</u>	<u>293,558</u>
Net Subsidy	<u>(952)</u>	<u>(2,789)</u>	<u>1,838</u>	<u>10,429</u>	<u>20,603</u>	<u>(10,174)</u>	<u>81,078</u>

Canyon Lake POA
80 - Country Club Profit & Loss Budget Performance
For Month Ending 09/30/25

	<u>09/30/25</u>	<u>Budget</u>	<u>F/(U)</u>	<u>May - 09/30/25</u>	<u>YTD Budget</u>	<u>F/(U)</u>	<u>Annual Budget</u>
Income							
OTHER INCOME	0	260	(260)	0	520	(520)	780
SALES & USER FEES	3,000	2,076	924	9,375	12,456	(3,081)	21,632
SALES - FOOD	140,277	132,989	7,288	749,359	685,507	63,852	1,403,156
SALES - BEVERAGE	64,361	73,560	(9,199)	368,544	368,838	(294)	805,138
Total Income	<u>207,637</u>	<u>208,885</u>	<u>(1,248)</u>	<u>1,127,278</u>	<u>1,067,321</u>	<u>59,957</u>	<u>2,230,706</u>
Cost of Sales							
COST OF SALES - FOOD	52,482	52,670	188	288,935	272,049	(16,886)	554,630
COST OF SALES - BEVERAGE	18,929	17,802	(1,127)	90,541	96,411	5,870	212,331
Total Cost of Sales	<u>71,411</u>	<u>70,472</u>	<u>(939)</u>	<u>379,477</u>	<u>368,460</u>	<u>(11,017)</u>	<u>766,961</u>
Gross Profit	<u>136,226</u>	<u>138,413</u>	<u>(2,187)</u>	<u>747,802</u>	<u>698,861</u>	<u>48,941</u>	<u>1,463,745</u>
Expense							
SALARIES & RELATED EXPENSES	122,961	127,935	4,974	638,176	652,934	14,757	1,377,819
OUTSIDE SERVICES	7,048	8,435	1,387	39,388	44,645	5,257	89,409
UTILITIES	10,414	8,525	(1,889)	44,825	38,625	(6,200)	83,600
REPAIRS & MAINTENANCE	4,464	1,550	(2,914)	12,389	7,750	(4,639)	18,600
SUPPLIES	10,088	10,313	225	57,885	54,770	(3,115)	129,132
GENERAL AND ADMINISTRATIVE	15,874	9,049	(6,825)	53,433	48,145	(5,288)	102,005
RENTAL EQUIPMENT	0	0	0	0	0	0	0
EVENTS	5,622	4,200	(1,422)	20,577	21,206	629	51,642
Total Expense	<u>176,472</u>	<u>170,007</u>	<u>(6,464)</u>	<u>866,672</u>	<u>868,075</u>	<u>1,403</u>	<u>1,852,207</u>
Net Sidsidy	<u>(40,246)</u>	<u>(31,594)</u>	<u>(8,651)</u>	<u>(118,870)</u>	<u>(169,214)</u>	<u>50,343</u>	<u>(388,462)</u>

**Canyon Lake Property Owners Association
For Month Ending September 30, 2025**

	DEPARTMENT	YTD 2026	YTD Budget 2026	(Decrease) Increase in Subsidy	%Var to Budget
11	Accounting	(14,383)	(183,073)	(168,691)	92%
12	Corporate	(1,652,725)	(1,677,171)	(24,445)	1%
13	Lake	(669,061)	(613,186)	55,875	-9%
19	Senior Center	(9,463)	(9,600)	(137)	1%
20	Operations	(1,140,125)	(1,171,098)	(30,972)	3%
22	Common Areas	(511,027)	(497,618)	13,409	-3%
23	Gault Field	(55,035)	(52,650)	2,385	-5%
24	Tennis Courts	(23,244)	(23,215)	29	0%
30	Member Services	(62,485)	(150,136)	(87,651)	58%
31	Planning and Compliance	(140,526)	3,819	144,345	3780%
40	Community Patrol	(1,135,810)	(1,237,727)	(101,917)	8%
50	Activities	(301,373)	(324,915)	(23,542)	7%
52	Equestrian Center	(42,433)	(49,338)	(6,905)	14%
53	Campground	25,304	80,850	55,546	69%
54	Pool	(152,864)	(188,008)	(35,144)	19%
60	Golf Course	(200,899)	(286,653)	(85,754)	30%
70	Lighthouse Restaurant	(115,159)	(102,468)	12,691	-12%
71	Meeting Rooms - Lodge	10,429	20,603	10,174	49%
80	Country Club	(118,870)	(169,214)	(50,343)	30%
	TOTAL	(6,309,750)	(6,607,044)	297,294	-4%